



Der Anhänger



**Aluminum ramps set (optional)**

Dimensions	250 x 26.5 cm
Carrying capacity	2.7 t per pair
Weight	14.5 kg per ramp
Ramp angle	ca. 12°

1 telescoping crank supports (1 pair)  
2 ramps sets (marked in red)

Pictures are classic examples and partly contain accessories.

## STRONG ARGUMENTS.

### Everything is possible.

For the transport of bulk material, construction materials, and construction machinery or work tools: The new STEMA three-side tipper: Best fit for industrial use. It is tipped by use of a user-friendly manual pump or with the hydraulic electric pump which is included as a standard and can be used with 3.500 kg permissible weight.

### Convenient loading.

The galvanized steel shell plate walls (1 mm, 2 mm) are reinforced for extremely demanding applications. The sides can be easily removed and are easily accessible when bulky goods are being transported. **Strong tip:** Sideboards are also available in eloxed aluminum.

### Hood can be opened widely.

A swinging back wall is standard. The increased steel corner posts provide even more headroom for any unloading activity. All three-side tipper are equipped with robust angle lever locks made of cast steel. They can be user-friendly opened even when fully loaded.

### Flexible & smart storage.

The aluminium ramps can be slid over the entire loading width. They fit in every track gauge. A rail bracket can be optionally integrated in the chassis and contains a lockable compartment. A safe and smooth transport can be always guaranteed.



hard chrome plated 3-stage telescopic cylinder



hinged and removable sides



swinging back wall



lockable drawer for ramps (optional)



galvanized steel base with eight retractable heavy duty lashing rings



2

## STANDARD EQUIPMENT

- ✓ tandem platform mit STEMA V-drawbar
- ✓ hydraulic hand pump, from 3500 kg gross vehicle weight with electric pump
- ✓ chrome plated 3-stage telescopic cylinder\*
- ✓ base frame (chassis) and dumping body made of welded solid steel profiles and hot-dip galvanized
- ✓ continuous floor made of galvanized steel
- ✓ three additional longitudinal girdes for optimum weight distribution
- ✓ side plates made of steel sheet with GALVALUME® coating (aluminium/zinc), double-walled, with robust broadband hinges
- ✓ eight recessed heavy-duty lashing rings, mounted on the platform floor (tension up to 800 daN (kg) per lashing ring, DEKRA tested)
- ✓ Hinged and removable sides
- ✓ Swinging back wall, with increased stanchions for greater clearance height when unloading
- ✓ Overrunning brake and automatic support
- ✓ modern multifunctional lighting with reversing lamp
- ✓ 2 chock blocks and holders
- ✓ support frame



Optionally available with aluminum sides.

internal dimensions LxW (cm)	gross vehicle weight (kg)	payload (kg)	equipment with	external dimensions LxWxH (cm)	rim diameter (cm)	brake/ jockey wheel/ shock absorber	model	article number						
							A	B						
301 x 183	V-drawbar													
							2700	1810	manual pump	450 x 201 x 129	35.56 (14")	🟢/🟢/⚪	SHDK O2 27-30-18.2	25900.010
							3500	2540	electric pump	450 x 201 x 129	35.56 (14")	🟢/🟢/⚪	SHDK O2 35-30-18.2	25905.010
central pipe														
	3500	2440	electric pump	535 x 201 x 129	35.56 (14")	🟢/🟢/⚪	SHDK O2 35-30-18.2	25911.010						
362 x 204	V-drawbar													
							2700	1650	manual pump	508 x 221 x 129	35.56 (14")	🟢/🟢/⚪	SHDK O2 27-36-20.2	25936.010
							3500	2390	electric pump	508 x 221 x 129	35.56 (14")	🟢/🟢/⚪	SHDK O2 35-36-20.2	25941.010
central pipe														
	3500	2270	electric pump	595 x 221 x 129	35.56 (14")	🟢/🟢/⚪	SHDK O2 35-36-20.2	25947.010						

A Extensions and accessories are reducing the maximum payload!  
B Equipment with steel side panels (1 mm). Optionally available with steel side panels (2 mm) or aluminum side panels for an extra charge.

STEMA reserves the right to change any specifications. Measures and weight are approximations. Products are subject to continuous technical changes.

## ACCESSORIES

- A** side panel Galvalume (2 mm, double-walled)
- B** eloxed aluminum side panel
- side panel extension
- flat cover (for models 30-18)
- high cover with frame (for models 30-18)
- mesh sides with flaps - premium (70 cm high)
- mesh sides without flaps (70 cm high)
- telescopic loading stands
- ladder rack (for models 30-18)
- shock absorbers set for 100 km/h
- roll damping coupling
- heavy duty automatic support wheel
- loading ramps set
- height-adjustable central pipe optionally ball head coupling or DIN-towing eye



A



B

The TRIUS® can be adapted for different coupling heights. The continuously adjustable overrun device (central pipe) for truck tractors is optionally available with **ball head coupling** (a) or **DIN-towing eye** (b) as an accessory.

Now with central pipe for 3.5 t



SHDK O2 35-36-20.2 with aluminum side panels and central pipe

## INNOVATION AT THE PUSH OF A BUTTON.

Beyond 3500 kg permissible gross weight, the TRIUS® contains as a standard a **hydraulic electric pump**. That way the cargo area can be **easily raised, lowered and tilted**.


The **main battery switch** and the user-friendly **emergency hand pump** are additional security measures.




NEW! Tipper via APP

### Electrical equipment:

- electric pump (12 V)
- electric remote
- emergency hand pump
- plug for external power supply (for loading activities)
- metal box with battery and electric hydraulic pump
- battery main switch for additional security
- Bluetooth receiver



stable, functional metal box with cover



Remote control, battery switch & emergency manual pump

## ORIGINAL STEMA ACCESSORIES.



For more STEMA accessories please look at the online shop: [www.stema.de](http://www.stema.de)



shock absorbers



The **three-side tipper** can include shock absorbers (optionally).

These trailers can be directly registered at the **registration office for 100 km/h**. There will be no extra costs and ways to the technical service (eg TÜV, DEKRA).



wheel chocks




wheel caps (2 pcs.)



spare wheel




soft dock



anti-theft protection



fastening belt kit



Der Anhänger

it's working



**TRIUS®**  
Three-side tipper

### STEMA Metalleichtbau GmbH

Rieser Straße 50  
01558 Großenhain

[www.stema.de](http://www.stema.de)  
[info@stema.de](mailto:info@stema.de)

Phone +49 (0) 3522 30 94 0

Your STEMA partners

STEMA reserves errors and changes. Measures and weights are approximations. Pictures are classic examples and partly contain accessories. Products are subject to continuous technical changes. No liability accepted for printing errors.



version: 12/2018 circulation: 500 pieces article number: WA002009