



- 1 hydraulic hand pump
- 2 reinforced base frame for tipping platform



3 level hard-plated telescopic cylinder

Pictures are classic examples and partly contain accessories.

STRONG ARGUMENTS.

Everything is possible.

For the transport of bulk material, construction materials, and construction machinery or work tools: The STEMA rear tipper. Best fit for industrial use. It is tipped by use of a user-friendly manual pump or with the hydraulic electric pump that is available as an accessory.

Convenient loading.

The galvanized steel shell plate walls (1 mm) are reinforced for extremely demanding applications. The sides can be easily removed and are easily accessible when bulky goods are being transported. **Strong tip:** Sideboards are also available in eloxed aluminum.

Hood can be opened widely.

Tandem axle trailers are equipped with pendulum tailboards as standard. The increased steel corner posts provide even more headroom for any unloading activity. All rear tipper are equipped with robust angle lever locks made of cast steel. They can be user-friendly opened even when fully loaded.

Little things that matter.

A lockable compartment for ramps is provided between the chassis and tipper body. This can be retrofitted without any great effort. The compartment ensures safe and smooth transportation throughout the whole trip. The matching aluminum loading ramps can be adjusted throughout the entire loading width and available as an accessory.



waterproof compression wood floor or galvanised steel sheet-floor



hinged and removable side panels



swinging back panel



loading ramp is intelligently stowed away

STANDARD EQUIPMENT

- ✓ platform trailer with **STEMA V-drawbar**
- ✓ **hydraulic hand pump**, optional with electric pump
- ✓ **3-level hard-chromed** plated telescopic cylinder
- ✓ **Tipper body welded** from solid steel sections and **hot-dip galvanised**
- ✓ **Continuous plywood platform** (12 mm thick), with tandem platform trailer with additional **galvanized sheet steel cover**
- ✓ additional **tipper body locking device**
- ✓ **Side panels** made of **sheet steel** with GALVALUME® coating (aluminum/zinc), double-walled, with robust **wide strip hinges**
- ✓ **stable lashing eyes**, mounted on the body floor (pulling force up to 400 daN per Bracket, DEKRA-tested)
- ✓ Side panels that are **hinged** and **removable on all sides**
- ✓ **Rear wall** can swing in tandem turnable trailers, with increases stanchions for greater clearance height when unloading
- ✓ **Overrunning bracke** and **automatic support wheel**
- ✓ modern **Multipoint III lighting** with **reverse and fog lights**
- ✓ **attached lashing points** for covers and nets
- ✓ **2 chock blocks** with holders
- ✓ **2 mud flaps**

TECHNICAL SPECIFICATIONS

model	ROCKO® 1500 single axle	ROCKO® 1800 single axle	ROCKO® 2700 twin axle
platform dimensions (LxW)	251 x 153 cm	251 x 153 cm	301 x 153 cm
gross vehicle weight	1500 kg	1800 kg	2700 kg
payload	1022 kg	1296 kg	1979 kg
external dimensions	391 x 166 x 110 cm	391 x 166 x 110 cm	441 x 166 x 126 cm
loading height	ca. 75 cm	ca. 75 cm	ca. 75 cm
tilt angles (rear)	ca. 42°	ca. 42°	ca. 45°
support load	100 kg	100 kg	100 kg
rim diameter	33.02 cm (13")	33.02 cm (13")	33.02 cm (13")
equipment	manual pump *	manual pump *	manual pump *
side panels	folding back panel	folding back panel	swinging back panel
floor	compression wood floor	compression wood floor	compression wood floor with galvanised steel plates
lashing eyes	6	6	8
plug	13-pin plug	13-pin plug	13-pin plug

* hydraulic electric pump optionally available for surcharge.

ACCESSORIES

- flat cover
- high frame & cover (100 cm, 125 cm or 150 cm high)
- aluminum side panels
- side panel extensions (aluminum or steel)
- mesh sides (66 cm high)
- telescopic loading stands
- ladder rack
- loading ramps set, stored in lockable tray
- shock absorbers set (permission for 100 km/h)
- steel sheet-floor

MAGNIFICENT DIVERSITY.


In line with your company colours, as the ideal counterpart to your towing vehicle or simply based on your personal tastes, we can supply your trailer to you with high quality **colours powder-coated** sideboards.

Four impressive colours that not only attract everyone's attention but **protect against corrosion**.

* Please note that the colours shown may vary from the original colours.




SELECTION OF COLOURS*



INNOVATION AT THE PUSH OF A BUTTON.

The ROCKO® can be optionally equipped with an **hydraulic electric pump**. The loading area can be **easily tipped** over using this.

The **main battery switch** and the user-friendly **Emergency hand pump** are additional **security measures**.




Electrical equipment:

- electric pump (12 V)
- electric remote
- emergency hand pump
- Plug for external power supply (for loading activities)
- Metal box with battery and electric hydraulic pump
- battery main switch for additional security
- Bluetooth receiver with mobile application



sturdy, functional metal box with a lid



remote control, battery main switch & emergency manual pump

ORIGINAL STEMA ACCESSORIES.



For more STEMA accessories please look at the online shop: www.stema.de



shock absorbers



The **rear tipper** can include shock absorbers (optionally).

These trailers can be directly registered at the **registration office for 100 km/h**. There will be no extra costs and ways to the technical service (eg TÜV, DEKRA).



aluminum side panels



telescopic mounting brackets



side panel extensions




soft dock



anti-theft protection



fastening belt kit



Der Anhänger

it's working ●



ROCKO®
Rear Tipper

STEMA Metalleichtbau GmbH

Rieser Straße 50
01558 Großenhain

www.stema.de
info@stema.de

Phone +49 (0) 3522 30 94 0

Your STEMA partners

STEMA reserves errors and changes. Measures and weights are approximations. Pictures are classic examples and partly contain accessories. Products are subject to continuous technical changes. No liability accepted for printing errors.



version: 12/2018 circulation: 500 pieces article number: WA002109