

# STEMA RETRO®

Advanced



UNBRAKED

The model includes optional equipment and accessories.

## THE UPGRADE - WITH MORE OPTIONS

The STEMA RETRO Advanced builds on the strengths of the classic model and offers greater comfort and functionality. Perfect for more demanding everyday use or for leisure activities.

An additional highlight is our extended drawbar – it ensures that journey is much more relaxing. When manoeuvring, the extended drawbar avails you significantly more freedom of movement. At the same time, the greater distance between the axle and coupling ensures better driving stability – completely carefree and relaxed.

WITH EXTENDED DRAWBAR

BRAKED



LED lighting

12 V vehicle socket



### Gas strut for STEMA RETRO

#### Function & Benefits

Gas struts make it easier to open and close the lid – particularly important when additional loads such as a roof tent are added. They provide greater comfort and increase safety (no sudden slamming shut).

STEMA offers several different dampers, depending on the equipment and load involved:

- 400 N - for the basic lid with low additional weight and a welded railing
- 800 N - for heavy equipment or conversions (e.g. roof tent) with welded railing (only available with Travel Package)

Place your trust in STEMA's proven technology – your lid, your comfort, your RETRO!



### STEMA RETRO is also available with a roof tent

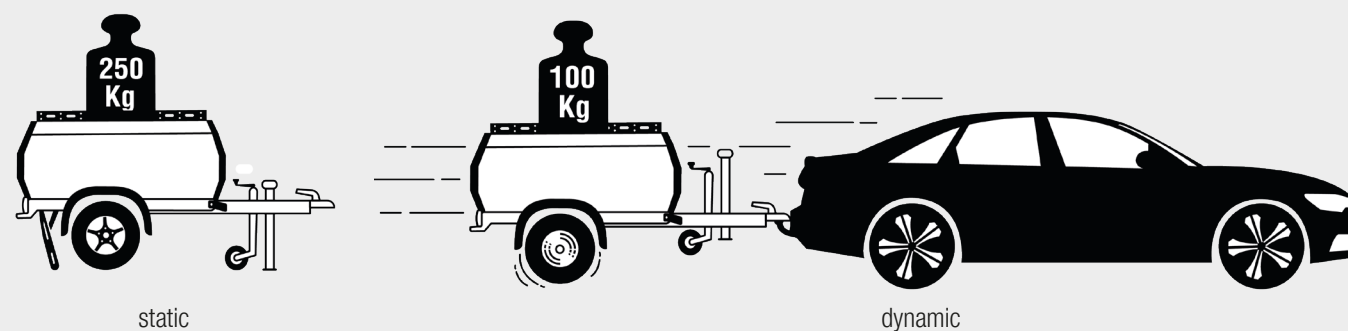
Discover the LITTLE BAMBOO roof tent by Vickywood – perfectly suited for our STEMA RETRO trailer. Weighing only 43 kg (without a ladder), it ranks among the lightweights of roof tents and offers space for two people. The sleeping area measures 120 x 255 cm.

#### Advantages at a glance:

- Effortless, rapid assembly and disassembly thanks to its light weight and semi-automatic opening/closing side windows
- Two skylights and the rounded shape create a pleasant sense of space
- Includes practical features such as dimmable LED interior lighting, shoe pockets, and mosquito nets

Perfect for your next adventure!


### LID LOAD



static

dynamic

# STEMA RETRO® STEMA RETRO® Advanced



### STEMA Metalleichtbau GmbH

Rieser Str. 50  
D - 01558 Großenhain  
Telephone: +49 3522 30940  
info@stema.de  
www.stema.de



Your STEMA partner

STEMA reserves the right to make mistakes and amendments. All the stated dimensions and weights are approximate. Images are sample illustrations and may include optional equipment. Products are subject to continuous technical modifications. No liability for printing errors.

Ver. 10/2025

Dein-Anhänger.com®

# STEMA RETRO



\*Model includes optional equipment and alloy wheels

## THE ORIGINAL - WITH CHARM & TRADITION

For lovers of the original:

The STEMA RETRO cover trailer pays homage to our popular trailer model from the days of yore. The STEMA HP. At that time, its classic angular appearance was intended to reflect the design of the Wartburg 353.

Discover the STEMA RETRO in its classic equipment version – the robust trailer that delivers tried-and-tested performance and convinces with its retro look. Ideal for anyone who values versatility, reliability and ease of use.



WITH TILTING DRAWBAR



Classic lighting

Original emblem

www.stema.de



**1 Roof Railing**

The roof railing of the RETRO adapts to your load. Whether it's bicycles, a roof box, or even a roof tent – the roof railing offers a wide range of fastening options.

**2 Lashing brackets**

Four sturdy lashing brackets support you in properly securing your load, with a maximum load capacity of 150 daN per lashing point.

**3 Garage stand**

The RETRO can be stored upright using the garage stand. If equipped with a tilting drawbar, this can be folded down in just a few simple steps. This allows the RETRO to fit upright under a carport or in a garage.

**4 Locks**

The lockable fasteners on the RETRO ensure the lid is securely latched at all times while providing additional theft protection.

**BASIC EQUIPMENT FOR ALL RETROS**

- ✓ STEMA safety V-drawbar
- ✓ waterproof laminated plywood floor
- ✓ Garage stand
- ✓ Black Nose
- ✓ Tow ball coupling with safety indicator
- ✓ four lashing eyes with a traction force of 150 daN each
- ✓ folding and removable rear panel
- ✓ coloured powder coating
- ✓ Multifunctional lighting
- ✓ maintenance-free compact wheel bearing
- ✓ Plastic mudguards
- ✓ Approved to travel up to 100 km/h
- ✓ 13-pin connection with spiral cable

**STEMA RETRO**

**TRAVEL PACKAGE**

Contents

- 2 stabilising stands with crank handle
- 1 parking support for the drawbar
- 1 additional manoeuvring handle at the front
- 1 pair of wheel chocks including holders
- 1 standard jockey wheel for the drawbar
- 2 gas struts for higher pressure loads

\*Model shown includes optional equipment such as Travel Package, alloy wheels and roof tent



**STEMA RETRO ADVANCED**

- ✓ unbraked
- ✓ with extended drawbar
- ✓ with 2 manoeuvring handles
- ✓ with lockable support wheel

**TRAVEL PACKAGE**

Contents

- applies to the unbraked and braked models
- 2 optimised stabilising stands with crank handle
- 2 additional, easily interchangeable gas struts for higher loads



\*Model includes optional equipment and accessories



\*Model includes optional equipment and accessories

✓ Standard equipment    ⊙ optionally available    - not available

**TECHNICAL DATA - RETRO & RETRO ADVANCED**

model	braked / unbraked	useful dimensions L x B x H (cm)	permissible total weight (kg)	payload (kg)	external dimension L x B x H (cm)	equipment package	tires	rims	drawbar	lashing bracket	recessed lashing points	lighting	support wheel	support wheel with locking brake	shock absorber	wheel chocks	main cable with permanent positive connection	12 V vehicle socket	basic article no.
STEMA RETRO	unbraked	147 x 107 x 40	750	551 - 573	244 x 154 x 110	ACTIVE	145/80R10	Steel	tiltable	✓	-	normal	⊙	⊙	-	⊙	-	-	23830.001
						DELUXE	195/55R10	Alu	tiltable	✓	-	normal	⊙	⊙	-	⊙	-	-	23830.002
STEMA RETRO ADVANCED	unbraked	147 x 107 x 40	750	530 - 552	276 x 154 x 110	SERIE	195/55R10	Steel	fixe	✓	-	LED	-	⊙	-	✓	✓	✓	23851.001
						PLUS	195/55R10	Alu	fixe	✓	-	LED	-	✓	-	✓	✓	✓	23851.002 A/B
STEMA RETRO ADVANCED	unbraked	147 x 107 x 40	750	530 - 552	276 x 154 x 110	DELUXE	195/55R10	Alu	fixe	✓	-	LED	-	⊙	-	✓	✓	✓	23851.003 A/B
						SERIE	195/55R10	Steel	fixe	✓	-	LED	✓	-	✓	✓	✓	✓	23852.001
STEMA RETRO ADVANCED	braked	147 x 107 x 40	750	499 - 517	280 x 154 x 110	PLUS	195/55R10	Alu	fixe	✓	-	LED	✓	-	✓	✓	✓	✓	23852.002 A/B
						DELUXE	195/55R10	Alu	fixe	✓	-	LED	✓	-	✓	✓	✓	✓	23852.003 A/B
STEMA RETRO ADVANCED	braked	147 x 107 x 40	850	598 - 615	280 x 154 x 110	SERIE	195/55R10	Steel	fixe	✓	-	LED	✓	-	✓	✓	✓	✓	23853.001
						PLUS	195/55R10	Alu	fixe	✓	-	LED	✓	-	✓	✓	✓	✓	23853.002 A/B
STEMA RETRO ADVANCED	braked	147 x 107 x 40	1000	748 - 765	280 x 154 x 110	DELUXE	195/55R10	Alu	fixe	✓	-	LED	✓	-	✓	✓	✓	✓	23853.003 A/B
						SERIE	195/55R10	Steel	fixe	✓	-	LED	✓	-	✓	✓	✓	✓	23854.001
STEMA RETRO ADVANCED	braked	147 x 107 x 40	1000	748 - 765	280 x 154 x 110	PLUS	195/55R10	Alu	fixe	✓	-	LED	✓	-	✓	✓	✓	✓	23854.002 A/B
						DELUXE	195/55R10	Alu	fixe	✓	-	LED	✓	-	✓	✓	✓	✓	23854.003 A/B

**CUSTOMISE YOUR RETRO**

Why settle for the standard version when you can design your RETRO in colours to match your towing vehicle or personal taste? Whether in a single-tone or two-tone – using our **high-quality powder coating in the colours of the technical RAL chart (except pearl shades)**, we turn your trailer into a real eye-catcher while providing long-term protection against weather and environmental influences.

The powder-coating process, not only provides your RETRO with a flawless surface but also:

- Weather resistance & UV protection – colours remain vibrant for a long time
- Corrosion and scratch resistance – robust protection even under heavy use
- Low maintenance – cleaning and upkeep are simple and effective
- wide range of colours & individuality

**Your design, your retro – in over 35,700 colour variations**

Our 3D configurator gives you complete freedom: Choose from more than 35,721 possible colour and combination variations to create your personal favourite. Play with contrasts, matching combinations or tone-on-tone shades and see how your RETRO looks in your desired colour before making a decision.

**Your creativity is our inspiration**

We welcome your ideas – whether classic, striking, or elegantly understated. Together, let's transform your Retro Advanced into a colour design that's as unique as you are.



**BE BOLD WITH COLOR**