

Der Anhänger

Dein-Anhänger.com

it's working ●



MOTORBIKE TRAILER

trailer series



Der Anhänger



SURVEY OF ALL DETAILS.

The three versions.

➤ MT CLASSIC - the beginner




- ✓ transporter for up to 3 motorbikes
- ✓ flat bed trailer
- ✓ stable wheel bows for safe hold
- ✓ gross vehicle weight: 750 bis 850 kg

➤ STLP 850 - the professional



- ✓ transporter for up to 2 motorbikes
- ✓ flat bed trailer - braked
- ✓ stable wheel bows for safe hold
- ✓ gross vehicle weight: 850 kg



Pictures are classic examples and partly contain accessories.

➤ **MT SySTEMA® - the all-rounder**



- ✓ transporter for up to 3 motorbikes
- ✓ flat bed or platform trailer
- ✓ stable wheel bows for safe hold
- ✓ gross vehicle weight: 750 to 1500 kg
- ✓ up to 6 platform sizes
- ✓ wide range of accessories

➤ **wide range of accessories available:**

- high cover & high frame
- side panel
- side rail
- loading stands
- tie-down net, fastening belts etc.

➤ **Every STEMA trailer is produced in a way as if it was our own.**

We solely manufacture in Großenhain, Germany.





Der Anhänger



loading ramp L x W: 194 x 26 cm

MT CLASSIC - the BEGINNER.

Standard equipment

- ✓ flat bed trailer
- ✓ 1 to 3 stand rails with sturdy wheel bows *
- ✓ adjustable stand rails
- ✓ overrun brake and shock absorbers *
- ✓ one stable loading ramp
(max. load of loading ramp: 300 kg)
- ✓ 4 to 8 sturdy claw hooks for fixing of lashing belts *
- ✓ jockey wheel *
- ✓ STEMA safety V-drawbar
- ✓ sturdy rubber spring axle with independent wheel suspension for ideal road holding
- ✓ maintenance-free wheel bearing
- ✓ modern Multipoint III lighting with fog light
- ✓ 7-pin plug (EC equipment)

* depending on model



➤ **100 km/h
prerequisite***

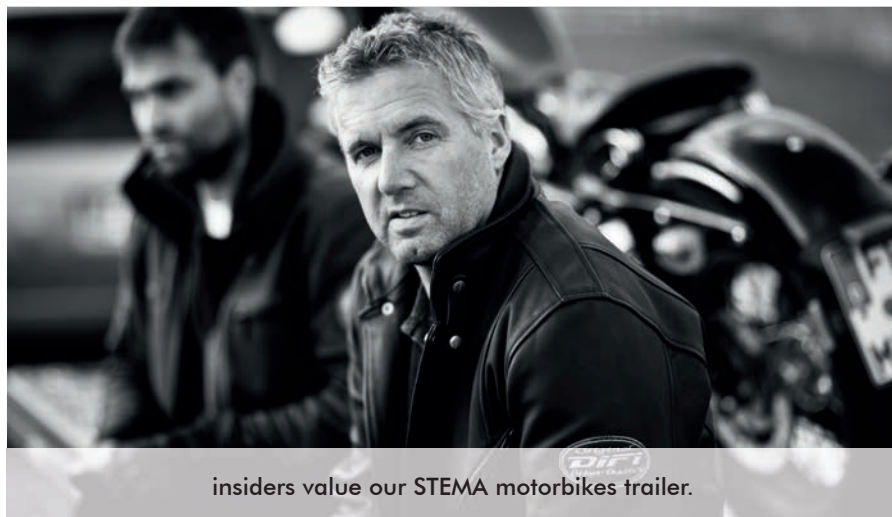
**100
km/h**

All braked MT CLASSIC trailers from 850 kg gross vehicle weight are standard equipment with shock absorbers of the brand manufacturer. This trailer can be directly licensed to drive at speeds of up to 100 km/h at the licensing office.

* 100 km/h prerequisite refers to the German highway code.



it's working ●



insiders value our STEMA motorbikes trailer.



ideal loading angle for convenient loading and unloading

Pictures are classic examples and partly contain accessories.

➤ MT CLASSIC



low loading height
of only about 55 cm

internal dimensions (L x W)	gross vehicle weight (kg)	payload (kg)	external dimensions L x W x H (cm)	rim diameter (cm)	brake/ jockey wheel / shock absorbers / loading ramp	number of transport rails	100 km/h prerequisite	model	article number
194 x 108 cm	750	631	292 x 157 x 55	33,02 (13")	- / - / - / ✓	1	-	MT 750 BS1	22945
	750	623	292 x 157 x 55	33,02 (13")	- / - / - / ✓	2	-	MT 750 BS2	22946
	750	615	292 x 157 x 55	33,02 (13")	- / - / - / ✓	3	-	MT 750 BS3	22947
	850	680	285 x 157 x 55	33,02 (13")	✓ / ✓ / ✓ / ✓	2	✓	MT 850 BS2	22948
	850	668	285 x 157 x 55	33,02 (13")	✓ / ✓ / ✓ / ✓	3	✓	MT 850 BS3	22949

STEMA reserves the right to change any specifications. Measures and weight are approximations.



Der Anhänger



loading ramp L x W: 208 x 26 cm

STLP 850 - the PROFESSIONAL.

Standard equipment

- ✓ flat bed trailer - braked
- ✓ overrun brake and shock absorbers
- ✓ 100km/h prerequisite refers to the German highway code
- ✓ one stable loading ramp, smartly integrated in stand rail (max. load of loading ramp: 400 kg)
- ✓ 6 stable retractable lashing eyes
- ✓ 4 additional lashing eyes, retractable in frame
- ✓ integrated waterproof multi-layer wood floor
- ✓ jockey wheel
- ✓ STEMA safety V-drawbar
- ✓ sturdy rubber spring axle with independent wheel suspension for ideal road holding
- ✓ maintenance-free wheel bearings
- ✓ modern Multipoint III lighting with back-up light
- ✓ 13-pin plug (EC equipment)



➤ 100 km/h prerequisite*



The STLP 850 trailers is standard equipment with shock absorbers of the brand manufacturer. These trailers can be directly licensed to drive at speeds of up to 100 km/h at the licensing office.

* 100 km/h prerequisite refers to the German highway code.



it's working ●



STEMA - the specialist in motorbike trailers



the STLP 850 has 4 additional retractable lashing eyes

Pictures are classic examples and partly contain accessories.

➤ STLP 850



internal dimensions (L x W)	gross vehicle weight (kg)	payload (kg)	external dimension L x W x H (cm)	rim diameter (cm)	brake / jockey wheel / shock absorbers	model	article number
210 x 153 cm	850	577	347 x 199 x 56	33,02 (13")	✓ / ✓ / ✓	STLP 850	24109.002

STEMA reserves the right to change any specifications. Measures and weight are approximations.



Der Anhänger

- functional extensions
- loading ramp stowed clever
- trailer in 3 lengths:

2,10 m
2,51 m
3,01 m



MT SySTEMA[®] - the ALL-ROUNDER.

That way you stay flexible.

➤ flat bed trailer

➤ platform trailer



also available in red *



also available in red *

- ✓ unbraked & braked
- ✓ gross vehicle weight: 750 bis 1500 kg
- ✓ up to 6 platform sizes
- ✓ XXL-loading area to 301 x 183 cm
- ✓ wide range of accessories

* powder-coated

- ✓ braked
- ✓ gross vehicle weight: 1300 bis 1500 kg
- ✓ up to 2 platform sizes
- ✓ XXL-loading area to 301 x 183 cm
- ✓ wide range of accessories

* powder-coated



loading ramp LxW: 198 x 26 cm

it's working ●

Pictures are classic examples and partly contain accessories.

- **wide range of accessories available:**
- side rail
 - side panel
 - high cover & high frame
 - loading ramps for motorcycle
 - loading ramps for quad and ATV
 - loading stands
 - tie-down net, fastening belts, etc.



high cover: 1,85 m

✓ To protect your motorcycle on long trips or manage another delivery.



Der Anhänger



Safe.

The railing with perforated steel sheet bars provides more lashing possibilities and ensures the secure hold of your motorbike. (available as accessory)

MT SySTEMA® - FLAT BED TRAILER.

Standard equipment

- ✓ unbraked or braked
- ✓ tiltable (drawbar up to 750 kg gross vehicle weight)*
- ✓ overrun brake and shock absorbers*
- ✓ 3 stand rails with sturdy wheel bows
- ✓ one stable loading ramp, smartly stored behind license plate holder (max. load of loading ramp: 400 kg)
- ✓ integrated loading area and perforated steel sheet bars for fixation of lashing belts
- ✓ jockey wheel
- ✓ STEMA safety V - Drawbar
- ✓ sturdy rubber spring axle with independent wheel suspension for ideal road holding
- ✓ maintenance-free wheel bearings
- ✓ modern Multipoint III lighting with back-up light*
- ✓ 13-pin plug (EC equipment)*

* depending on model



▶ 100 km/h prerequisite *



All braked MT SySTEMA® trailers from 850 kg gross vehicle weight are standard equipment with shock absorbers of the brand manufacturer. These trailers can be directly licensed to drive at speeds of up to 100 km/h at the licensing office.

* 100 km/h prerequisite refers to the German highway code.



optional: high-quality red powder coating of the frame

Pictures are classic examples and partly contain accessories.

platform dimensions (L x W)	gross vehicle weight (kg)	payload (kg)	external dimensions L x W x H (cm)	wheels (cm)	brake / jockey wheel / shock absorbers	model	code
210 x 128 cm	750	518	309 x 173 x 92,5	33,02 (13")	- / - / -	STM O1 7.5-21-13.1	24710
	850	567	330 x 177 x 92,5	33,02 (13")	✓ / ✓ / ✓	STM O1 8.5-21-13.1	24720
	1000	710	330 x 177 x 92,5	33,02 (13")	✓ / ✓ / ✓	STM O1 10-21-13.1	24730
210 x 153 cm	750	508	309 x 198 x 92,5	33,02 (13")	- / - / -	STM O1 7.5-21-15.1	24712
	850	550	330 x 202 x 92,5	33,02 (13")	✓ / ✓ / ✓	STM O2 8.5-21-15.1	24722
	1000	696	330 x 202 x 92,5	33,02 (13")	✓ / ✓ / ✓	STM O2 10-21-15.1	24732
	1300	993	330 x 202 x 92,5	33,02 (13")	✓ / ✓ / ✓	STM O2 13-21-15.1	24742
251 x 128 cm	750	501	350 x 173 x 92,5	33,02 (13")	- / - / -	STM O1 7.5-25-13.1	24714
	850	545	371 x 177 x 92,5	33,02 (13")	✓ / ✓ / ✓	STM O2 8.5-25-13.1	24724
	1000	689	371 x 177 x 92,5	33,02 (13")	✓ / ✓ / ✓	STM O2 10-25-13.1	24734
251 x 153 cm	750	474	350 x 198 x 92,5	33,02 (13")	- / - / -	STM O1 7.5-25-15.1	24716
	850	520	371 x 202 x 92,5	33,02 (13")	✓ / ✓ / ✓	STM O2 8.5-25-15.1	24726
	1000	662	371 x 202 x 92,5	33,02 (13")	✓ / ✓ / ✓	STM O2 10-25-15.1	24736
	1300	976	371 x 202 x 92,5	33,02 (13")	✓ / ✓ / ✓	STM O2 13-25-15.1	24744
251 x 183 cm	1300	890	415 x 232 x 92,5	33,02 (13")	✓ / ✓ / ✓	STM O2 13-25-18.1	24746
	1500	1085	415 x 232 x 92,5	33,02 (13")	✓ / ✓ / ✓	STM O2 15-25-18.1	24748
301 x 183 cm	1500	1050	465 x 232 x 92,5	33,02 (13")	✓ / ✓ / ✓	STM O2 15-30-18.1	24750

STEMA reserves the right to change any specifications. Measures and weight are approximations.



Der Anhänger




MT SySTEMA® - PLATFORM TRAILER.

Standard equipment

- ✓ braked
- ✓ overrun brake and shock absorbers
- ✓ 3 stand rails with sturdy wheel bows
- ✓ one stable loading ramp, smartly stored behind license plate holder (max. load of loading ramp: 400 kg)
- ✓ integrated loading area and perforated steel sheet bars for fixation of lashing belts
- ✓ jockey wheel
- ✓ STEMA safety V - drawbar
- ✓ sturdy rubber spring axle with independent wheel suspension for ideal road holding
- ✓ maintenance-free wheel bearings
- ✓ modern Multipoint III lighting with back-up light
- ✓ 13-pin plug (EC equipment)

* depending on model



➤ **100 km/h**
prerequisite *

100
km/h

All braked MT SySTEMA® trailers from 850 kg gross vehicle weight are standard equipment with shock absorbers of the brand manufacturer. These trailers can be directly licensed to drive at speeds of up to 100 km/h at the licensing office.

* 100 km/h prerequisite refers to the German highway code.

Sturdy.

Bolted wheel bows ensure a firm hold of the motorbike.



stable loading ramps for for safe loading and unloading

Pictures are classic examples and partly contain accessories.

➤ **MT SySTEMA® - HOCHLADER**



internal dimensions (L x W)	gross vehicle weight (kg)	payload (kg)	external dimensions L x W x H (cm)	rim diameter (cm)	brake / jockey wheel / shock absorbers	model	article number
251 x 183 cm	1300	895	418 x 196 x 92,5	25,40 (10")	✓ / ✓ / ✓	SHM O2 13-25-18.1	24760
	1500	1154	418 x 196 x 92,5	25,40 (10")	✓ / ✓ / ✓	SHM O2 15-25-18.1	24762
301 x 183 cm	1500	1043	468 x 196 x 92,5	25,40 (10")	✓ / ✓ / ✓	SHM O2 15-30-18.1	24766

SySTEMA®

Feel free!

FLAT BED TRAILER



single axle




twin axle



Steadfast.

The secret of the cradle-style wheel holder is its ideal exploitation of the gravity of your motorbike. The motorbike is firmly secured in place by its own weight. The motorbike must additionally be secured with belts for transportation.

Available in STEMA **accessories shop**:
www.stema.de/shop



EXTENSIONS

At the same time, all variations of STEMA-**installations** are based on this platform trailer. Due to bolted and screwed connections these are easy to assemble. Therefore, you are independent and flexible concerning your decisions.



side panel



side and front railing



side panel + side panel extensions

The **modular system** of SySTEMA® is based on the platform trailer. This platform trailer itself is a **"stand-alone version"** and fully operationable. It consists of a stable, carrying base frame including immersible lashing eyes, a waterproof multi-layer wood floor, the STEMA chassis with safety V-drawbar, as well as a high quality fabrication which guarantees an ideal road holding.

PLATFORM TRAILER



single axle



twin axle



The tray for the loading ramps is already included in each SySTEMA® trailer. Aluminium or steel loading ramps are available as accessories.

Pictures are classic examples and partly contain accessories.



side panel + ladder rack



side panel + mesh sides



side panel + high cover and frame

ORIGINAL STEMA ACCESSOIRES.



For more STEMA accessories please look at the online shop: www.STEMA.de



high cover and frame



fastening belts



claw hooks



cradle-style wheel holder



anti-theft protection



loading stands



chock block



red nose



adapter

Pictures are classic examples.

STEMA Metalleichtbau GmbH

Riesaer Straße 50
01558 Großenhain
GERMANY

Phone +49 (0) 3522 30 94 0

www.stema.de
info@stema.de

Your STEMA partner

STEMA reserves errors and changes.
Measures and weights are approximations.
Pictures are classic examples and partly contain accessories. Products are subject to continuous technical changes. No liability accepted for printing errors.

