



Der Anhänger

Dein-Anhänger.com

it's working ●



HOBBY & HOME

mini 350 & 750 | small flat bed trailer

FT-Series | flat bed trailer

Green Keeper | garden trailer

Blue Man | camping trailer

Woodoxx | wooden trailer

boat trailer



Der Anhänger



MINI 350 & 750 - SMALL FLAT BED TRAILER.

STANDARD EQUIPMENT

- ✓ shock absorbers, brake & jockey wheel*
- ✓ durable GALVALUME®- side panels with high quality corrosion protection (aluminium-zinc coating)
- ✓ attached lashing points to fixing for covers or meshes
- ✓ slip-resistant loading platform with waterproof multi-layer wood floor
- ✓ shock-proof plastic mudguards incl. mud flaps
- ✓ robust rubber spring axle with independent wheel suspension
- ✓ perfect road performance by stable chassis with STEMA safety-V-drawbar
- ✓ maintenance-free wheel bearings
- ✓ modern multipoint IV-lighting
- ✓ safety indication at the ball coupling
- ✓ 7-pin or 13-pin connector plug (EC-equipment)*
- ✓ tyres, axle and electric by brand manufactures

* depending on model



Figure displays mini 750



You obtain more loading volume through the practical raised side panels which are optionally available as accessories.



High covers with frame protect your load and facilitate its convenient transportation.

Pictures are classic examples and partly contain accessories.

TECHNICAL DETAILS

internal dimensions L x W (cm)	gross vehicle weight (kg)	payload (kg)	external dimensions L x W x H (cm)	rim diameter (cm)	brake / jockey wheel / shock absorbers	model	article number
134 x 108	350	270	218 x 136 x 79,5	20,32 (8")	- / - / -	mini 350	22929
	750	625	244 x 151 x 79,5	25,40 (10")	✓ / ✓ / ✓	mini 750	22989



TIP

Protect your mini 350. Simply place it upright in the carport or in the garage.

ACCESSOIRES

side panel extensions - 26 cm

ladder frame - 75 cm

flat cover


high frame & cover - 60 cm

jockey wheel with cross beam

spare wheel 4.00-8 / 10 "

spare wheel holder

net for the securing of the load





Der Anhänger



Convenient.

High cover with frame secures your goods and allows a convenient transport.

+ high frame & high cover
- 80 cm or 100 cm



+ mesh sides - 66 cm

FT-SERIES - FLAT BED TRAILER.

STANDARD EQUIPMENT

- ✓ shock absorbers, brake & jockey wheel*
- ✓ folding back panel with fastener
- ✓ durable GALVALUME®- side panels with high quality corrosion protection (aluminium-zinc coating)
- ✓ stable lashing eyes for load securing
- ✓ attached lashing points to fixing for covers or meshes
- ✓ slip-resistant loading platform with waterproof multi-layer wood floor
- ✓ shock-proof plastic mudguards incl. mud flaps
- ✓ robust rubber spring axle with independent wheel suspension
- ✓ perfect road performance by stable chassis with STEMA safety-V-drawbar
- ✓ maintenance-free wheel bearings
- ✓ modern multipoint IV-lighting with back-up light and rear fog lamp*
- ✓ safety indication at the ball coupling
- ✓ 7-pin or 13-pin connector plug (EC-equipment)*
- ✓ tyres, axle and electric by brand manufactures



Figure displays FT 8.5-20-10.1B with cover

* depending on model



loading volume: **2000 l**

89 cm high

- + side panel extensions - 36 cm
- + metal cover - 20 cm
- + bicycle transport kit

OTHER ACCESSOIRES

- jockey wheel
- flat cover
- flat cover support
- ladder rack
- railing (3-sides)
- load securing net
- loading stands
- spare wheel 145/80 R13



ACCESSORY SHOP

Discover original STEMA accessories at www.STEMA.de.

Pictures are classic examples and partly contain accessories.

TECHNICAL DETAILS

internal dimensions L x W (cm)	gross vehicle weight (kg)	payload (kg)	external dimensions L x W x H (cm)	rim diameter (cm)	brake / jockey wheel / shock absorbers	model	article number
201 x 108	750	630	292 x 150 x 87	33,02 (13")	- / - / -	FT 7.5-20-10.1B	23618
	850	689	292 x 150 x 87	33,02 (13")	✓ / ✓ / ✓	FT 8.5-20-10.1B	23635.001
	with cover						
	750	572	292 x 150 x 115	33,02 (13")	- / - / -	FT 7.5-20-10.1B	23618.002
	850	631	292 x 150 x 115	33,02 (13")	✓ / ✓ / ✓	FT 8.5-20-10.1B	23635.002
	with side panel extensions & cover						
	750	543	292 x 150 x 148	33,02 (13")	- / - / -	FT 7.5-20-10.1B	23618.001
	850	602	292 x 150 x 148	33,02 (13")	✓ / ✓ / ✓	FT 8.5-20-10.1B	23635.003





Der Anhänger




GREEN KEEPER - GARDEN TRAILER.

STANDARD EQUIPMENT

- ✓ stable rear wall (max. load: 240 kg)
- ✓ ideal for transportation green waste, hay, leaves, etc.
- ✓ durable side panels with quality zinc coating
- ✓ STEMA safety lock with red soft grip
- ✓ 4 large and stable lashing points for securing your goods
- ✓ attached lashing points to fixing for covers or meshes
- ✓ slip-resistant loading platform with waterproof multi-layer wood floor
- ✓ shock-proof plastic mudguards incl. mud flaps
- ✓ robust rubber spring axle with independent wheel suspension
- ✓ perfect road performance by stable chassis with STEMA safety-V-drawbar
- ✓ maintenance-free wheel bearings
- ✓ modern multipoint IV-lighting
- ✓ safety indication at the ball coupling
- ✓ 7-pin connector plug (EC-equipment)
- ✓ tyres, axle and electric by brand manufactures





Pictures are classic examples and partly contain accessories.

TECHNICAL DETAILS

internal dimensions L x W (cm)	gross vehicle weight (kg)	payload (kg)	external dimensions L x W x H (cm)	rim diameter (cm)	brake / jockey wheel / shock absorbers	model	article number
201 x 108	750	605	292 x 150 x 168	33,02 (13")	- / - / -	GA 750	22955




TIP

protect your goods more easily e.g. leaves against accidental falling out with the optional accessory 3-sided flat cover.

ACCESSOIRES

- 3-sides flat cover
- high cover & 3-sides-cover
- loading stands
- jockey wheel with cross beam
- spare wheel holder
- spare wheel 145/80 R13
- anti-theft protection
- load securing net





Der Anhänger



BLUE MAN - CAMPING TRAILER.

STANDARD EQUIPMENT

- ✓ shock absorbers, brake & jockey wheel*
- ✓ side panels with high quality sapphire blue powder coating (similar to RAL 5003)
- ✓ theft-proof transport of your goods through lockable metal cover
- ✓ huge capacity - 1.250 Liter
- ✓ robust metal cover with a height of 20 cm and a max. load of 50 kg
- ✓ stable lashing eyes for load securing
- ✓ slip-resistant loading platform with waterproof multi-layer wood floor
- ✓ shock-proof plastic mudguards incl. mud flaps
- ✓ robust rubber spring axle with independent wheel suspension
- ✓ perfect road performance by stable chassis with STEMA safety-V-drawbar
- ✓ maintenance-free wheel bearings
- ✓ modern multipoint IV-lighting with back-up light and rear fog lamp*
- ✓ safety indication at the ball coupling
- ✓ 7-pin or 13-pin connector plug (EC-equipment)*
- ✓ tyres, axle, brake and electric by brand manufactures

* depending on model



Figure displays Blue Man 850



Lockable metal cover with 2 safety locks



full galvanized rack system for example for bicycle transportation kit

Pictures are classic examples and partly contain accessories.

TECHNICAL DETAILS

internal dimensions L x W (cm)	gross vehicle weight (kg)	payload (kg)	external dimensions L x W x H (cm)	rim diameter (cm)	brake / jockey wheel / shock absorbers	model	article number
201 x 108	750	565	292 x 150 x 115	33,02 (13")	- / ✓ / -	BLUE MAN 750	23617
	850	640	292 x 150 x 115	33,02 (13")	✓ / ✓ / ✓	BLUE MAN 850	23630



TIP

By bicycle transport kit can carry up to three bicycles once. Thus an active trip, nothing stands in the way.

ACCESSOIRES

- side panel extensions - sapphire
- spare wheel holder
- spare wheel - 145/80 R13
- bicycle transport kit
- loading stands
- anti-theft protection





Der Anhänger




WOODOXX® - WOODEN TRAILER.

STANDARD EQUIPMENT

- ✓ welded and hot-dip galvanised black plate frame
- ✓ continuous loading area made of 12 mm thick screen print wooden floor, waterproof and glued several times
- ✓ 40 cm high sideboard
- ✓ 6 DIN lashing points for securing of load (load: 500 daN each)
- ✓ front and side walls made of 9 mm thick multilayer wood
- ✓ front panel is foldable
- ✓ perfect road performance by stable chassis with STEMA safety-V-drawbar
- ✓ two cross-members support the base and guarantee ideal load distribution
- ✓ robust rubber spring axle with independent wheel suspension
- ✓ maintenance-free wheel bearings
- ✓ modern multipoint IV-lighting with back-up light and rear fog lamp
- ✓ spiral cable with 13-pin connector for flexible connection to the towing vehicle (EC-equipment)
- ✓ attached lashing points to fixing for covers or meshes
- ✓ shock-proof zinc mudguards incl. mud flaps
- ✓ tyres, axle, brake and electric by brand manufactures



Figure displays HZ 10-20-12.1C



front panel is foldable, for effortless unloading



spiral cable with 13-pin connector for flexible connection to the towing vehicle (EC-equipment)

Pictures are classic examples and partly contain accessories.

TECHNICAL DETAILS

internal dimensions L x W (cm)	gross vehicle weight (kg)	payload (kg)	external dimensions L x W x H (cm)	rim diameter (cm)	brake / jockey wheel / shock absorbers	model	article number
201 x 115	750	575	294 x 159 x 92	33,02 (13")	- / - / -	HZ 7.5-20-12.1 C	23672
	1000	789	294 x 159 x 92	33,02 (13")	✓ / ✓ / ✓	HZ 10-20-12.1 C	23676



TIP

High cover with frame secures your load and allows a convenient transport.

ACCESSOIRES

- side panel extensions
- flat cover
- high frame & cover - 80 cm
- high frame & cover - 100 cm
- rail + ladder rack
- loading stands with holder
- anti-theft device





Der Anhänger



BOAT TRAILER.

STANDARD EQUIPMENT

- ✓ shock absorbers, brake & jockey wheel*
- ✓ 2 support cushions with holder
- ✓ 3 to 4 keel rolls with holder
- ✓ adjustable winch base with strap and hook
- ✓ extendable, removable light rail
- ✓ perfect road performance by stable chassis with STEMA safety-V-drawbar
- ✓ waterproof wheel bearings
- ✓ shock-proof zinc mudguards
- ✓ modern multipoint IV-lighting with back-up light and rear fog lamp*
- ✓ safety indication at the ball coupling
- ✓ 7-pin or 13-pin connector plug (EC-equipment)*
- ✓ tyres, axle, brake and electric by brand manufactures


OPTIMUM HOLD

support cushioning, keel rollers and wheelbase can be individually set and ideally capture the centre of gravity of your boat. All the elements can be simply set with a wrench. Large and sturdy suspension points ensure the secure holding of your boat.

ACCESSOIRES

- support cushions with holder
- keel rolls with holder to 750 kg
- keel rolls with holder off 750 kg
- slip roller with holder
- support cushions with spindle
- slip roller with spindle supports
- automatic jockey wheel

* depending on model



depending on model:
50 - 100 cm

useful: extendable loading area through retractable and removable light rail.



weatherproof winch with strap and hook

Pictures are classic examples and partly contain accessories.

TECHNICAL DETAILS

gross vehicle weight (kg)	payload (kg)	max. boat length (m)	trailer length (cm)	external dimensions W x H (cm)	rim diameter (cm)	brake / jockey wheel / shock absorbers	model	article number
single axle (for general approval)								
750	530	5,5	545 - 595	219 x 155	33,02 (13")	- / ✓ / -	BT O1 7.5-50-16.1	BT10050
1300	935	6,0	646 - 746	244 x 155	33,02 (13")	✓ / ✓ / ✓	BT O2 13-60-18.1	BT10151
1500	1105	6,0	646 - 746	244 x 155	33,02 (13")	✓ / ✓ / ✓	BT O2 15-60-18.1	BT10171
single axle (admission for sports/ admission for green license plate)								
750	530	5,5	545 - 595	219 x 155	33,02 (13")	- / ✓ / -	BT O1 7.5-50-16.1	BT10050.1
1300	935	6,0	646 - 746	244 x 155	33,02 (13")	✓ / ✓ / ✓	BT O2 13-60-18.1	BT10151.1
1500	1105	6,0	646 - 746	244 x 155	33,02 (13")	✓ / ✓ / ✓	BT O2 15-60-18.1	BT10171.1



slip roller with holder



support cushions with spindle supports



tandem keel rolls with support



slip roller with spindle supports



automatic jockey wheel



SySTEMA®

The **modular system** of SySTEMA® is based on the platform trailer. This platform trailer itself is a "**stand-alone version**" and fully operationable. It consists of a stable, carrying base frame including immersible lashing eyes, a waterproof multi-layer wood floor, the STEMA chassis with safety V-drawbar, as well as a high quality fabrication which guarantees an ideal road holding.

FLAT BAD TRAILER



single axle



twin axle



Steadfast.

The secret of the cradle-style wheel holder is its ideal exploitation of the gravity of your motorbike. The motorbike is firmly secured in place by its own weight. The motorbike must additionally be secured with belts for transportation.

Available in STEMA **accessories shop**:



EXTENSIONS

At the same time, all variations of STEMA-**installations** are based on this platform trailer. Due to bolted and screwed connections these are easy to assemble. Therefore, you are independent and flexible concerning your decisions.



side panel



side and front railing



side panel + side panel extensions



The tray for the loading ramps is already included in each SySTEMA® trailer. Aluminium or steel loading ramps are available as accessories.



PLATFORM TRAILER



single axle



twin axle



You can obtain **more information** on our SySTEMA® module principle in our SySTEMA brochure.

Pictures are classic examples and partly contain accessories. Errors and changes excepted. Products are subject to continuous technical changes.



side panel + ladder rack



side panel + mesh sides



side panel + high cover and frame

ORIGINAL STEMA ACCESSOIRES.



For more STEMA accessories please look at the online shop: www.STEMA.de



flat cover



load securing net



fastening belts



cradle-style wheel holder



anti-theft protection



loading stands



chock block



red nose



adapter

Pictures are classic examples.

STEMA Metalleichtbau GmbH

Rieser Straße 50
01558 Großenhain
GERMANY

www.stema.de
info@stema.de

Phone +49 (0) 3522 30 94 0

STEMA reserves errors and changes.
Measures and weights are approximations.
Pictures are classic examples and partly contain accessories. Products are subject to continuous technical changes. No liability accepted for printing errors.



Your STEMA partner