

Der Anhänger

Dein-Anhänger.com

*it's working* ●



**ATOUR**<sup>®</sup>  
Car Carrier Series



Der Anhänger

- Very low ramp angle
- Slip-resistant dumping body with many and stable crossbeams
- Strapping beams are firmly connected with longitudinal frame rails

## CAR CARRIER **ATOUR.**

- ATOUR 1**  
Single axis option

- ATOUR 2**  
Twin axis option



Loading length **4,00 m**

◁ **10°**

- ✓ braked car carrier
- ✓ incl. stable ramp kit with storage compartment




Loading length **4,00 m**

◁ **8,5°**

- ✓ braked car carrier
- ✓ incl. stable ramp kit with storage compartment



cover picture: ATOUR Grande



Lockable dumping body



Dumping body can be tilted with dampers (maintenance free, hydraulic)

Pictures are sample illustrations and may include special equipment.

➤ **ATOUR GRANDE**  
Twin axis option

**Smart solution.**  
The long dumping body ATOUR GRANDE works without any loading ramps.



Loading length **4,90 m**



- ✓ braked car carrier
- ✓ user-friendly loading without ramp/swinging carrier
- ✓ incl. winch stand with heavy load jockey wheel

➤ **Comprehensive Accessory options:**

- winch with rope
- locking rod set
- shock absorber set
- drawbar etc.

➤ **We produce every STEMA-trailer with so much care as if we were going to use it ourselves.**

**We only produce in Großenhain, Germany.**





Der Anhänger



1,55 m long




**Safe.**  
While driving, the ramps are  
safely transported.

## ATOUR 1 & 2.

### Standard equipment

- ✓ platform trailer
- ✓ single or tandem axis
- ✓ galvanized dumping body;  
can be tilted over two mechanical dampers.
- ✓ sturdy heavy load jockey wheel and overrun brakes
- ✓ compartment for ramp set
- ✓ ramp set is stable and user friendly
- ✓ chassis with valuable AL-KO-components\*
- ✓ STEMA- safety V drawbar
- ✓ sturdy rubber spring axis with wheel suspension  
for optimal road holding
- ✓ compact wheel bearing, maintenance-free
- ✓ modern lighting (Multipoint III) with four side lights
- ✓ 13-pin connector plug (EG-standard)

\* depending on model



➤ Ramps can be removed  
in a user-friendly way

➤ **Duch perfect in every detail:**  
The ramps are backed up  
and down and can not slip  
out of position like that.

max. wheelbase of the vehicle

**340 cm \***

minimum track width

**147 cm** (Tyre width from 16.5 cm to 24.5 cm)


maximum track width

**163 cm** (Tyre width from 16.5 cm to 24.5 cm)

\* Models until 2014: max. wheelbase 300 cm

**Non-slippery and stable.**

The robust ramps made of galvanized steel-perforated profile minimize the risk of slipping when driving.




Loading ramps are infinitely adjustable to any standard vehicle lane.



Loading ramps retain contact with the ground during tipping.

Pictures are classic examples and partly contain accessories.

**▶ ATOUR 1**  
Single axle



**▶ ATOUR 2**  
Tandem axle



internal dimensions (L x W)	gross vehicle weight (kg)	payload (kg)	external dimensions L x W x H (cm)	rim diameter (cm)	brake / jockey wheel / shock absorbers	model	article number
-----------------------------	---------------------------	--------------	------------------------------------	-------------------	--	-------	----------------

**ATOUR 1 - Single Axle** including loading ramp Set (155 x 31 cm; max. load 1600 kg per pair)

<b>400 x 201 cm</b>	1800	1200	600 x 207 x 63 cm	25,40 (10")	✓ / ✓ / -	ATH 18-40-21.2	ATH30022
---------------------	------	------	-------------------	-------------	-----------	----------------	----------

**ATOUR 2 - Tandem Axle** including loading ramp Set (155 x 31 cm; max. load 1600 kg per pair)

<b>400 x 201 cm</b>	2700	2050	600 x 207 x 63 cm	25,40 (10")	✓ / ✓ / -	ATH 27-40-21.2	ATH30021
	3000	2352	600 x 207 x 63 cm	25,40 (10")	✓ / ✓ / -	ATH 30-40-21.2	ATH30025

STEMA reserves the right to change any specifications. Measures and weight are approximations.



Der Anhänger



### Easy loading without loading ramp.

By two hydraulic tilting damper the galvanized tipping bridge is banked and ensures a comfortable, fast and safe tailgating.



### Safety concept.

Three LED marker lights on each side ensure safe maneuvering. When loading your vehicle will be visible.

# ATOUR GRANDE.

## Standart equipment

- ✓ platform trailer
- ✓ tandem axle
- ✓ sturdy heavy load jockey wheel and overrun brake
- ✓ including winch stand
- ✓ galvanized tipping bridge two shock absorber mechanically tiltable
- ✓ chassis with high-quality AL-KO components
- ✓ STEMA safety V drawbar
- ✓ sturdy rubber spring axis with wheel suspension for optimal road holding
- ✓ compact wheel bearing, maintenance free
- ✓ 3 active LED marker lights on each side
- ✓ modern lighting (Multipoint III) with four side lights
- ✓ 13-pin connector plug (EG-standard)



➤ Simply tilt tail-lights aside

➤ Simply fold down license plate holder

max. wheelbase of the vehicle

**380 cm**

minimum track width


**147 cm** (Tyre width from 16.5cm to 24.5 cm)

maximum track width

**163 cm** (Tyre width from 16.5cm to 24.5 cm)



many lashing points on the cargo area




safe drive up without further hand movements

Pictures are classic examples and partly contain accessories.

## ➔ ATOUR GRANDE

Tandem axle



internal dimensions (L x W)	gross vehicle weight (kg)	payload (kg)	external dimensions L x W x H (cm)	rim diameter (cm)	brake / jockey wheel / shock absorbers	model	article number
<b>490 x 201 cm</b>	2700	2033	716 x 207 x 77 cm	25,40 (10")	✓ / ✓ / —	ATH 27-49-21.2	ATH30020
	3000	2330	716 x 207 x 77 cm	25,40 (10")	✓ / ✓ / —	ATH 30-49-21.2	ATH30024

STEMA reserves the right to change any specifications. Measures and weight are approximations.

# ORIGINAL STEMA ACCESSORIES.



For more STEMA accessories please look at the online shop: [www.stema.de](http://www.stema.de)



*shock absorbers*



The new auto transporter series can also be equipped with optional shock absorbers.

These trailers can be directly registered at the registration office for 100 km/h. There will be no extra costs and ways to the technical service (eg TÜV, DEKRA).



*winch stand*



*rope winch incl. rope*



*tension belt set*



*soft dock*



*drawbar*



*drawbar ALU*



*Set hole profile and locking bar (locking bar set)*

Pictures are classic examples.

## STEMA Metalleichtbau GmbH

Rieser Straße 50  
01558 Großenhain  
GERMANY

Phone +49 (0) 3522 30 94 0

[www.stema.de](http://www.stema.de)  
[info@stema.de](mailto:info@stema.de)

Your STEMA partner

STEMA reserves errors and changes.  
Measures and weights are approximations.  
Pictures are classic examples and partly contain accessories. Products are subject to continuous technical changes. No liability accepted for printing errors.

